
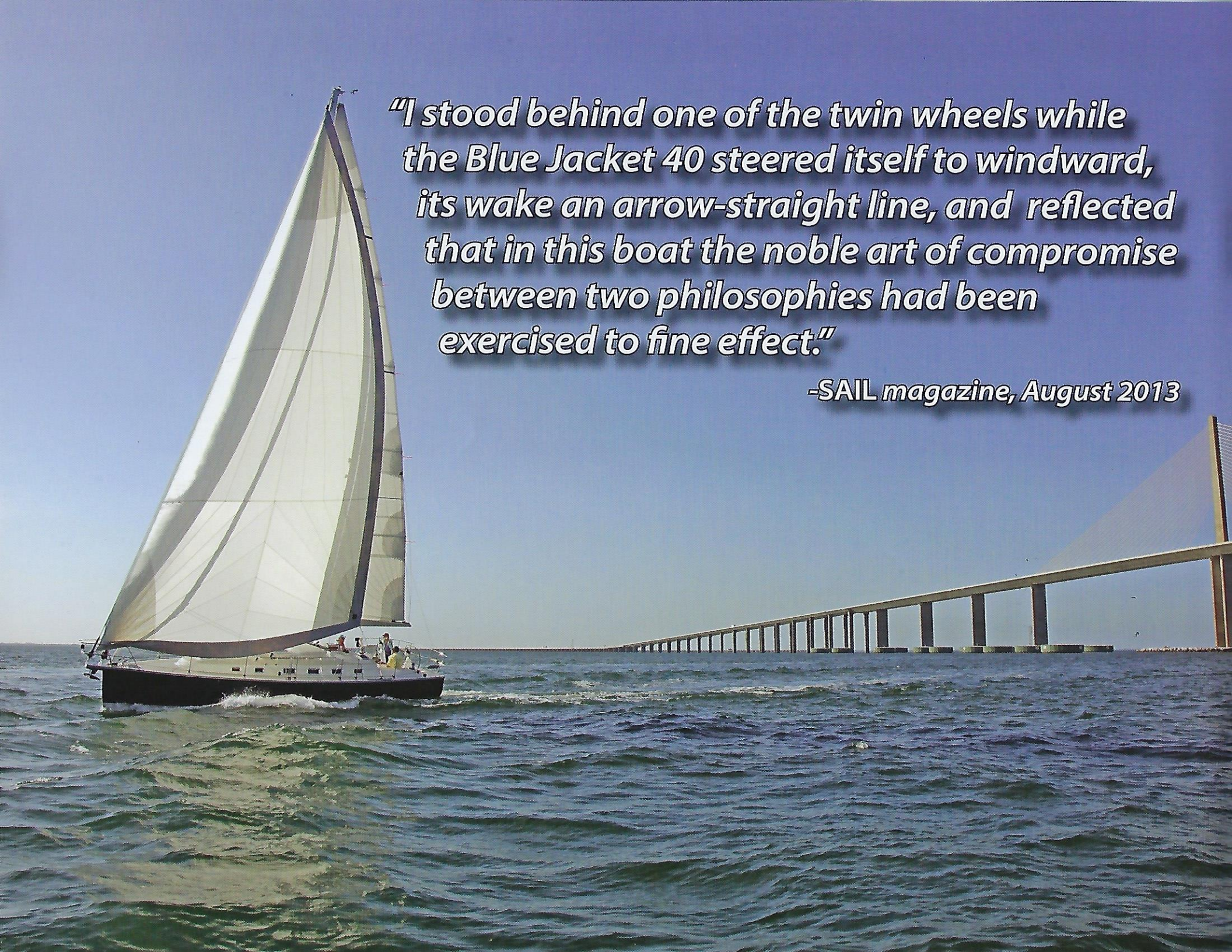


the new
Blue Jacket 40



A sailboat with a large white sail is sailing on the ocean. The boat is dark-colored and has several people on board. In the background, a long bridge with many pillars extends across the horizon. The sky is clear and blue.

"I stood behind one of the twin wheels while the Blue Jacket 40 steered itself to windward, its wake an arrow-straight line, and reflected that in this boat the noble art of compromise between two philosophies had been exercised to fine effect."

-SAIL magazine, August 2013


The new Blue Jacket 40 offers an enviable pedigree of two prolific North American designers along with the industry-leading building prowess of Island Packet Yachts. Delivering a unique combination of exhilarating performance, luxurious accommodations and exceptional quality, the Blue Jacket provides a delightful environment for family vacations and overnight getaways combined with race-winning capability.

The large sailplan is a further refinement of the Solent style rig featuring standard double head sails with a working jib and a lightweight 150% reacher that mounts on the integral bow prod, both furled with Harken® systems. The working jib is fitted with a carbon fiber Hoyt Boom® that is self-tending and improves performance with its close sheeting and self-vanging feature, while the large reacher boosts performance in light air or when off the wind. The fully battened main-sail is equipped with a standard electric halyard winch and a low friction Battcar system and drops easily into a pocket boom with an integral cover and lazy jack system.

This easily managed rig has ample horsepower and versatility for optimizing performance in a wide range of conditions. All sheets lead to the cockpit primary winches near either helm for short-handed convenience.



On deck, anchor handling has been simplified and made especially convenient with a cleverly designed roller recessed in the bow prod, providing ready access and secure stowage of the anchor and directing the rode to the anchor locker, keeping the deck and profile clean and uncluttered. Wide side decks with full length raised bulwarks, double lifelines, bow and stern rails, side and aft gates and cabin top handrails provide security on deck.



The galley will please the most enthusiastic chef with its ample working room, counter space, storage areas and conveniences such as a hidden rubbish bin. A stainless steel refrigerator/freezer with deep pull-out drawers gives home-like convenience. Deluxe, solid surface counters with integral fiddles make this galley area as attractive as it is functional.

Entering the interior one is welcomed by an open and bright central area that includes the saloon, nav station and galley. The spacious saloon features faceted settees that create an inviting social setting for relaxation, after-sail beverages or the sharing of meals served on the large table that retracts against a bulkhead bottle rack.







The standard interior plan has three cabins. The forward cabin is provided with two deep drawers under the berth and full length shelves outboard. All berth mattresses are upholstered with dual-density memory foam for exceptional sleeping comfort.

An optional interior plan may be selected with two cabins in lieu of the standard plan's three. This arrangement deletes the enclosed starboard aft cabin, extends the galley counter, cabinetry and slip resistant sole and creates a large cockpit locker.

Interior cabinetry and bulkheads are finished with a harmonious blend of richly varnished sapele hardwood coordinated with select designer surfaces and fabrics. The cabin sole in the galley, nav and head areas is molded slip-resistant gelcoat, with varnished tongue and groove solid sapele and oak hardwood soles in the saloon and forward and port aft cabins. Carpet is fitted in the aft starboard cabin.

A host of light fixtures throughout the yacht range from warm white indirect dimmable LED strip lights for a soft ambiance in the living areas to strategically placed accent and reading lamps.





Standard Three-Cabin Version



Optional Two-Cabin Version

The Blue Jacket's hull and deck are made with a state of the art vacuum infusion process utilizing 100% vinylester resin, quadraxial knitted E-glass reinforcements and a structural foam core. The end result is superior strength and stiffness with significantly reduced weight.

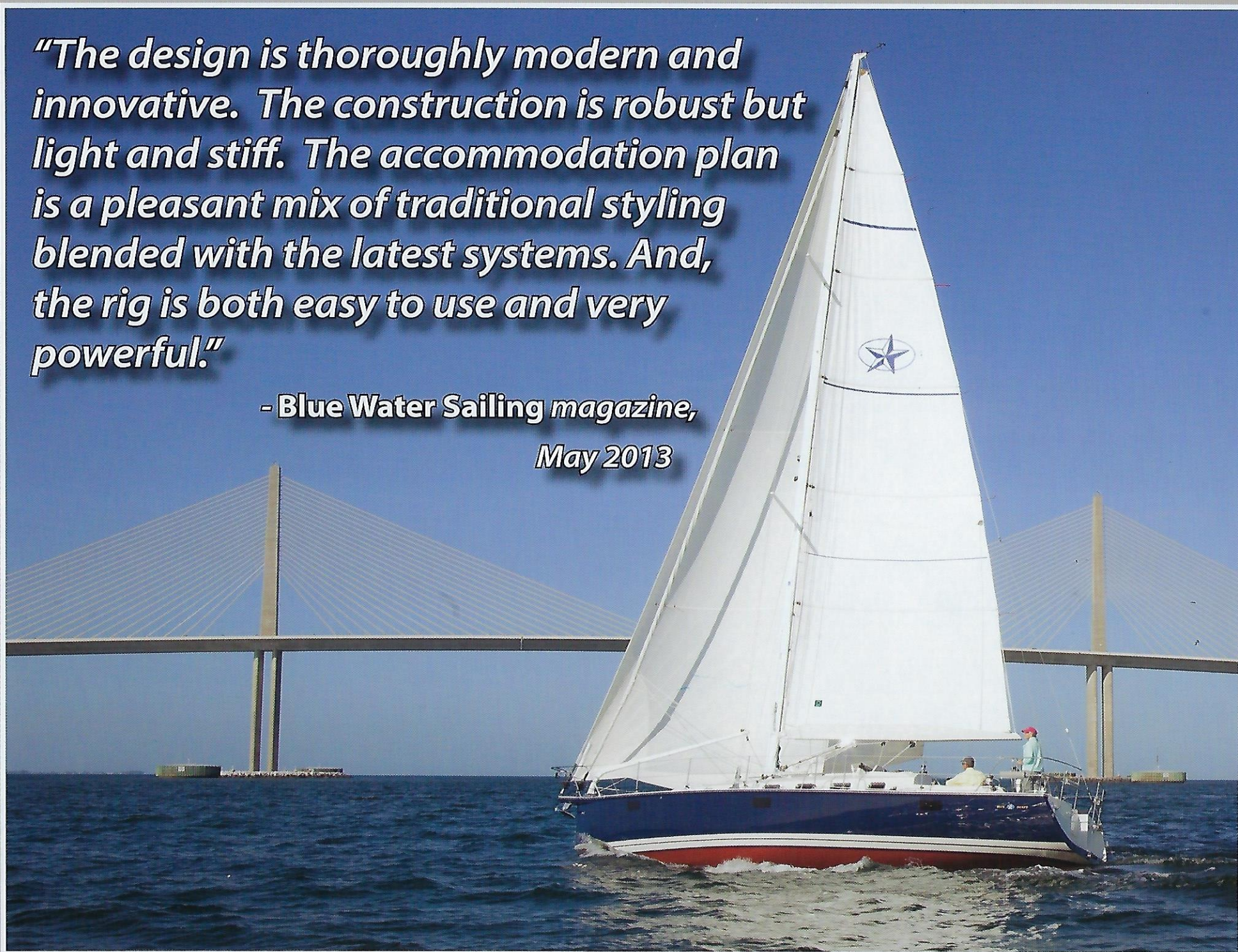
The use of premium structural foam coring produces better interlaminar bond properties with freedom from potential core deterioration compared to other choices and allows for an industry-best extended hull and deck warranty.


Technology, craftsmanship, comfort, style and performance make the Blue Jacket a standout choice for the discerning sailor. Builder Island Packet Yachts' international reputation for award winning value, innovation and customer satisfaction, paired with exceptional design talents, ensures the new Blue Jacket will continue a legacy of excellence.



"The design is thoroughly modern and innovative. The construction is robust but light and stiff. The accommodation plan is a pleasant mix of traditional styling blended with the latest systems. And, the rig is both easy to use and very powerful."

***- Blue Water Sailing magazine,
May 2013***






"... the Blue Jacket displayed no vices but plenty of charm. The working jib set on a jib boom made for effortless tacking and was equally effective dead downwind, where it goosewinged easily. Just for kicks, we unrolled the 150 percent lightweight genoa and found it pulled like a draft horse."

-SAIL magazine August 2013

DESIGN COMMENTS

The Blue Jacket project offered me a unique opportunity to design the first of a new series of performance racer/cruisers for Island Packet Yachts, one of North America's most respected sailboat builders. Additionally, Island Packet CEO, owner and designer Bob Johnson agreed to collaborate on the design, bringing his depth of experience designing offshore cruising yachts to the overall design effort. In total, our combined design careers have seen the launch of over 5,000 sailing yachts, earned over 30 industry awards and represent a range of experience that would be difficult to match anywhere.

The Blue Jacket sports the kind of horsepower typically reserved only for a well-crewed race boat, but the simple and efficient sail handling of the Solent rig offers maximum performance with ease of use. The hull design balances wide aft sections with fuller topside sections forward, allowing the boat to heel evenly, maintaining excellent control, tracking and seakeeping.



State of the art keel and rudder designs combine advanced low-drag, high-lift laminar flow foil sections. Finger tip steering delivers sport boat-like response from the high aspect rudder blade set on a composite carbon fiber post.

The Blue Jacket's nimble handling and speed is also a result of advanced technology hull and deck laminates.

The design challenge presented was to create a yacht with a performance pedigree that could compete effectively in around-the-buoy and offshore races yet provide a level of comfort, build quality and ease of use that would gratify the entire family. I believe this

objective has been successfully achieved in a particularly attractive yacht that's evolved from a rich history of successful designs.

Tim Jackett

BLUE JACKET 40

SPECIFICATIONS

| | |
|-------------|--|
| LOA | 39' 10" (12.14 m) |
| LWL | 35' 0" (10.67 m) |
| BEAM | 12' 4" (3.76 m) |
| DRAFT | 7' 10" (2.39 m) deep (std) 5' 9" (1.75 m) shoal (opt) |
| DISP | 17,900 lbs (8,119 kg) std |
| BALLAST | 6,285 lbs (2,851 kg) std |
| SAIL AREA | 883 sq ft (82.03 sq m) |
| MAST HEIGHT | 62' 6" (19.05 m) |
| POWER | 40 HP (30 kW) |
| FUEL | 40 US gal (151 l) |
| WATER | 110 US gal (417 l) |
| WASTE | 25 US gal (95 l) |
| SA/D | 20.6 (std) |
| D/L | 186 (std) |
| STIX | 40 |
| DESIGNER | Tim Jackett with Bob Johnson, NA |

BLUE JACKET YACHTS

1979 WILD ACRES ROAD * LARGO, FL * 33771

727-535-6431 PH * 727-530-5806 FAX

info@bluejacketyachts.com * www.bluejacketyachts.com

All specifications approximate and subject to change without notice.



DEALER

